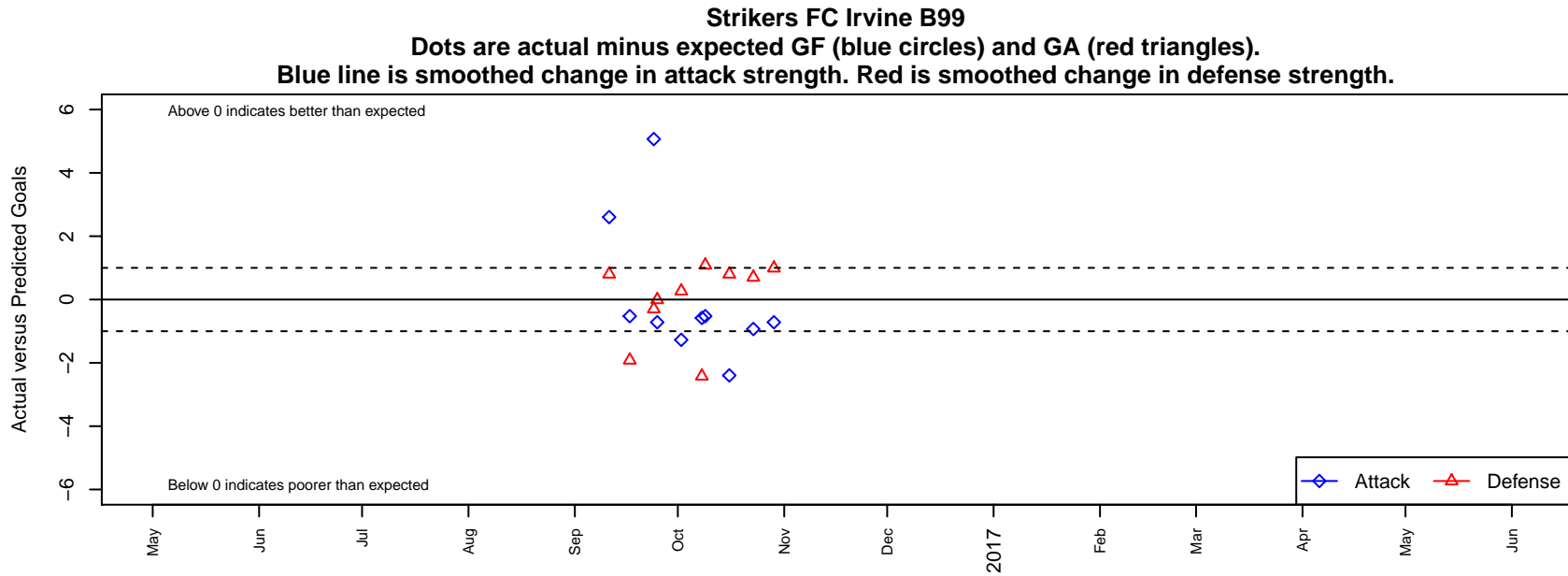


Strikers FC Irvine B99

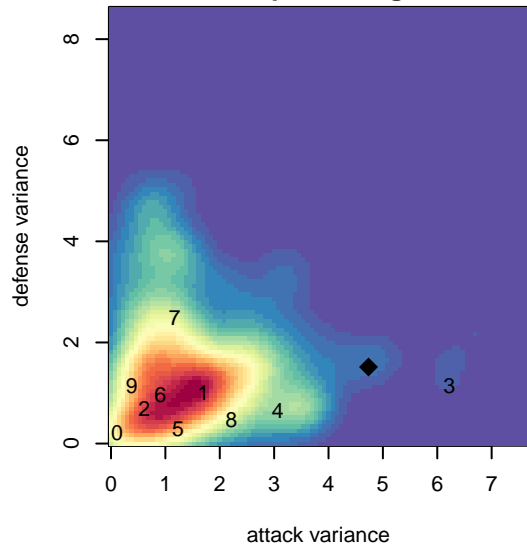
, CAS
B99 total strength=1808
attack=37.37 defense=28.88
fall league = SCDL FI1 U18
notes= Martinez

alt names used:
Strikers FC – Irvine B99 – Ebert

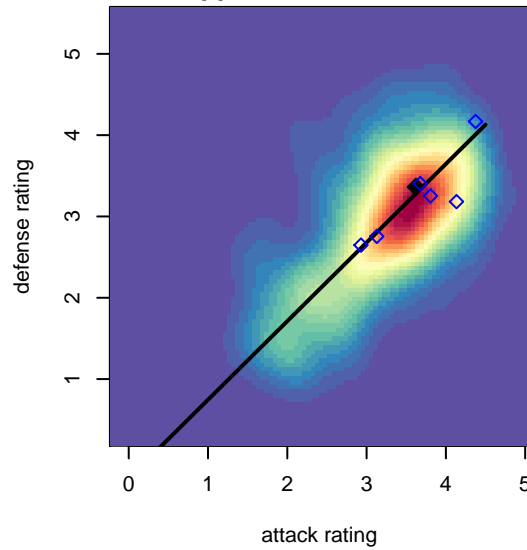
Venues played:
2016 SCDL FI1 U18



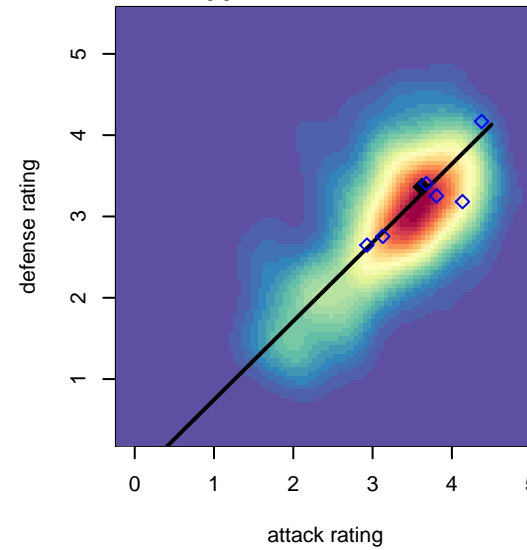
**attack and defense variance (black dot)
relative to other teams
and top 10 in region**



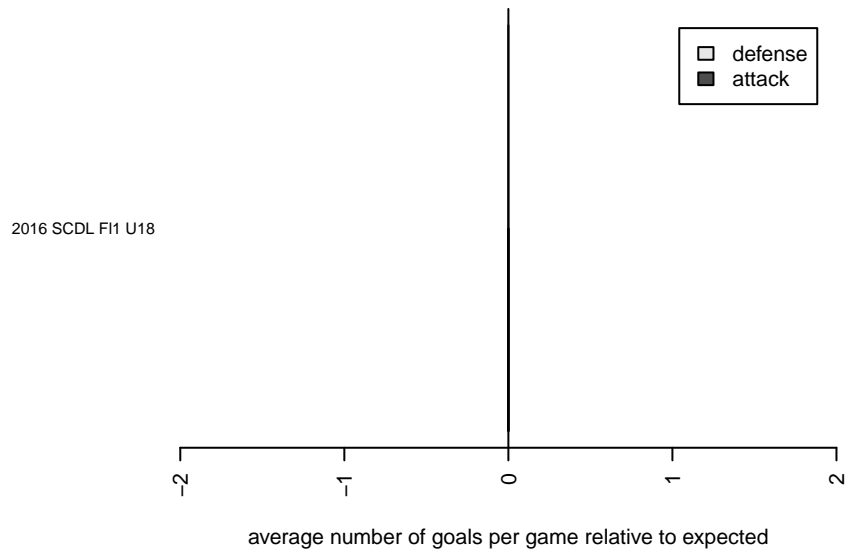
**attack and defense rating
relative to others at age
and all opponents in last 13 months**



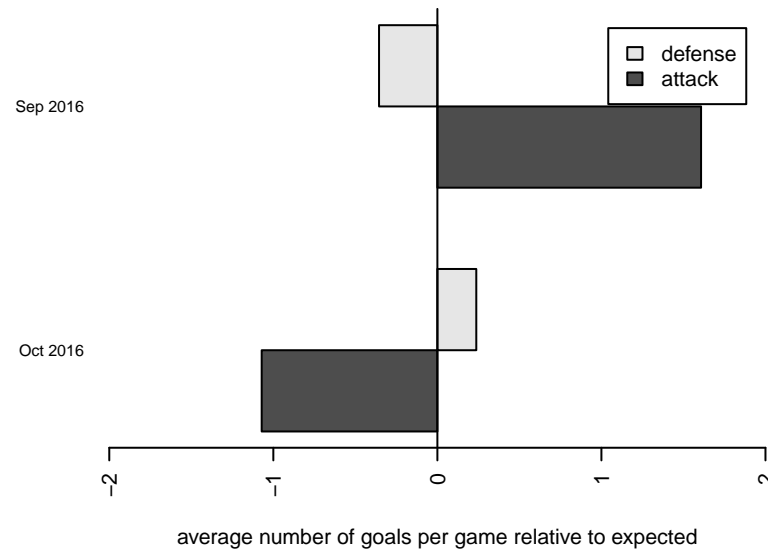
**attack and defense rating
relative to others at age
and all opponents in last 13 months**



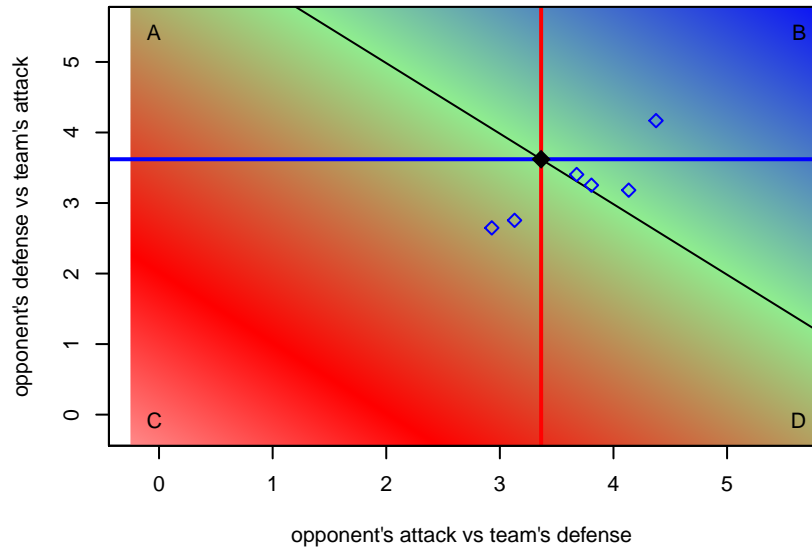
Performance relative to 13 month average



Performance relative to 13 month average



Distribution of opponents
 Red = Lose zone, Blue = Win zone, Green = Even
 Black line separates win/lose zones



lot. A=Neither has attack advantage, B=Opponent has both attack and defense advantage, C=Opponent has both attack and defense disadvantage, D=Both have

date	home		away		venue	pred.home	pred.away
2016-10-29	Strikers FC Irvine B99	0	West Coast FC B99	2	2016 SCDL FI1 U18	0.72	2.99
2016-10-23	Pateadores Huntington Beach B99	0	Strikers FC Irvine B99	2	2016 SCDL FI1 U18	0.70	2.93
2016-10-16	Strikers FC Irvine B99	0	Pateadores Riverside B99	0	2016 SCDL FI1 U18	2.40	0.80
2016-10-09	Strikers FC Irvine B99	1	Irvine Slammers B99	1	2016 SCDL FI1 U18	1.52	2.08
2016-10-08	Legends FC B99	4	Strikers FC Irvine B99	1	2016 SCDL FI1 U18	1.58	1.58
2016-10-02	Strikers FC Irvine B99	0	Del Mar Sharks White B99	1	2016 SCDL FI1 U18	1.27	1.27
2016-09-25	West Coast FC B99	3	Strikers FC Irvine B99	0	2016 SCDL FI1 U18	2.99	0.72
2016-09-24	Strikers FC Irvine B99	8	Pateadores Huntington Beach B99	1	2016 SCDL FI1 U18	2.93	0.70
2016-09-17	Irvine Slammers B99	4	Strikers FC Irvine B99	1	2016 SCDL FI1 U18	2.08	1.52
2016-09-11	Pateadores Riverside B99	0	Strikers FC Irvine B99	5	2016 SCDL FI1 U18	0.80	2.40